

Corvette

GAZETTE

2011



December



Leaders in Design and Fleet Signage

- > Design
- > Print
- > Signage
- > Paint



Specialising in a broad range of services to the road transport industry.

- > Design > Wide Format Digital Printing > Signage > Paint
- > Trailer Curtains > Rigid Trucks > Semi Trailers > Fleet Vehicles



TFI
Group
.com.au

📞 1300 TFI Group
📍 140 Fitzgerald Road,
Laverton North, VIC 3026



CONTACTS AND CLUB INFORMATION

Correspondence

Corvettes of Melbourne Inc
P.O Box 8052
Camberwell North 3124
Victoria

Club Meeting

Every 2nd Thursday of the month at 8pm (except January)
Tower Hotel, 686 Burwood Road, Hawthore East
Pre Meeting Dinner/Drinks at 7:00pm
Members are requested to wear their nametags for the benefit of visitors.

Membership Fees

Joining fee \$20 (1 time fee)

Annual Single membership Including access to an electronic copy of the monthly club magazine, 'The Gazette'. \$80.00 per year

Annual Family membership Including access to an electronic copy of the monthly club magazine, 'The Gazette'. \$100.00 per year

All Membership subscriptions are due for renewal by September each year

MEMBERSHIP OPTIONS

Annual Subscription 'The Gazette' hardcopy:

Opt-In subscription to receive a printed copy of the monthly club magazine mailed to your address, \$50.00

Additional Member Name Tag(s)

Your initial Joining Fee includes personalised name tags to each single member and two family members. Additional name tags are available for \$15.00 per tag.

Annual Club Permit Scheme Fee:

Opt-in administration fee applicable only to members who participate in the CPS scheme through the CoM.

NB: the existing 'CPS Year In Advance' fee payment policy will be retained unchanged.

Club Permit Scheme is available through Corvettes of Melbourne to authorised vehicles. Enquiries can be made directly to the club at CPS@corvettesofmelbourne.com. Members applying for the Corvettes of Melbourne Club Plate Scheme must request a copy of the Club Plate Scheme Policy and abide by all conditions as listed. Note fees are applicable for all club plate scheme vehicles, as set out in the club permit scheme policy. Make cheques out to:

"Corvettes of Melbourne"
P.O Box 8052
Camberwell North 3124

Pay directly into our C.O.M Account
BSB:083 323 Acc: 608852877
Use your name as a reference

Cover Photo

Kudos to Andrew who braved the hailstorm to take his 1974 Convertible to the Blampied club run!!

President

Tony Asquith
0418 311 833
president@corevettesofmelbourne.com

Vice-President

Garth Bradbury
0411 131 294
vicepresident@corvettesofmelbourne.com

Secretary & Public Officer

Robert Jordan
0487778354
secretary@corvettesofmelbourne.com

Treasurer

Joe Younane
0418 478 814
treasurer@corvettesofmelbourne.com

Membership Officer

Brendan Greene
0419 88 1500
memberships@corvettesofmelbourne.com

Committee at Large

Peter Whiston (LM)
0418 677 371
Greg Webster
0434051140

Events Coordinators

Adrian Villante
0419 528 112
George Arhontogeorgi
0407 527 477
Tony Asquith
0418 311 833
Dean Cooper
0419 511 276
events@corvettesofmelbourne.com

Archivist

Mark Collins
0407 800 154
archives@corvettesofmelbourne.com

Merchandise

Tania Cassidy
0402 469 478
merchandise@corvettesofmelbourne.com

Newsletter Editor

Joe Younane
0418 478 814
gazette@corvettesofmelbourne.com

Webmaster

Darren Pelacchi
0405 006 007
webmaster@corvettesofmelbourne.com

Email

webmaster@corvettesofmelbourne.com

Website

www.corvettesofmelbourne.com

Facebook

www.facebook.com/corvettesofmelbourne

The purpose of Corvettes of Melbourne Incorporated is to provide a family friendly and inclusive environment that is dedicated to the enjoyment and appreciation of the Chevrolet Corvette sports car. A copy of the Model Rules that have been adopted by Corvettes of Melbourne as our club's standing rules can be found at: <https://www.consumer.vic.gov.au/library/forms/clubs-and-not-for-profits/incorporated-associations/model-rules-for-an-incorporated-association.doc>



PRESIDENT REPORT

Hi everyone,

It was great to have our November meeting at the Tower Hotel and to catch up with everyone that attended. I think we had about 25 members which was fabulous.

Joe, our Newsletter Editor, is on my back to get this report out so I am talking about things that have not happened yet, if that makes sense !!!

The Christmas gathering is on 5 December 2021 at Glenn & Kathy's mansion in Gisborne South. As you read this, this day will have been and gone, I know it will be a great day, as of all the preparation that has been put in and the weather is supposed to be sunny and 22 degrees, great weather to go for a drive.

We have one club meeting left for 2021 which is on Thursday 9 December 2021 at the Tower Hotel, hoping we can get a good crowd.

The first meeting for the new year will be on Thursday 10 February 2022, isn't that scary 2022.

**Still Under Wraps
But Hoping to Come
Out Soon !!**

The events team are hoping to put on some pop up events in January which would be advertised on the COM chat, so if you want something to do here is your invitation.

If you are not on COM chat and want to sign up, in the monthly magazine near the back of the magazine there is a whole page telling you about COM chat. I suggest you sign up so you don't miss out on anything.

I know this year has not been a great year due to the lock downs courtesy of Sgt Dan, so let's all get involved next year to make it a great Corvettes of Melbourne year.

Wishing all club members, partners, families and pets a Merry Christmas and Happy New Year.

Bye for now Tony (alias Mr President)



If you need to replace a missing nametag or would like a spare one, text or email gringo via 0419 88 1500 or gringo350@icloud.com



Corvettes of Melbourne

Thursday December 9

Restrictions - QR code and Double Vaxxed!!

TOWER HOTEL HAWTHORN

Starts at 8pm or get there at

7pm for some dinner, drinks and a chat

HAPPY BIRTHDAY

All the best to our members who are having a special month

December

Anna Arhontogeorge
Tania Grove
Meredith Young
Lisa Villanti
Rod Anderson
Trent Delahunty
Bruno Gloder
Gary Lee
Branko Miletic
Jim Peters
Craig O'Toole

Darren Pelacchi
Steve Rump
Ashley Sutherland

And some we missed !!!!

November
Rebecca Brown
Robert Jordan

October
Dean Giakoumakis

Have we missed someone's Birthday ?!
Or are you having a Special one (a big 'O') ?
Let Brendan (gringo) know and we'll update the list.

UPDATED!

CLUB PERMIT
NUMBER PLATE SCHEME AVAILABLE
VICTORIA

Notice about membership:

It is important that your membership is current during the time of you participate in the CPS.

There is an overlap between when club membership subscriptions fall due and when your CPS will expire. To overcome this the Committee has decided that members on the CPS will pay a once off extra annual membership payment to ensure they are members of the club during the time they are on the CPS. Should you leave the club or no longer partake in the CPS a refund will be made to you.

Officers who can sign off on
Permit
applications and renewals:
Garth Bradbury 0411 131 294
Joe Younane 0418 478 814
Robert Jordan 0487 778 354
Dan Butters 0407 726 773

People who can sign Vehicle Eligibility
and Standards Declarations (Scrutineers):
Peter Whiston 0418 677 371
Garth Bradbury 0411 131 294
Joe Younane 0418 478 814
Dan Butters 0407 726 773

Dean's Makeover!



After waiting for 5 years, I finally bit the bullet and ordered new carpets and mats for my 1980 C3. The old carpet was very sun damaged and had rips in it. So, I ordered the carpet set and mats through Glen St Leon at Corvette Corner in Point Cook. Instead of getting the package delivered to my home, I told Glen to organise a delivery to the motor trimmer's factory in Lilydale. Incredibly, when the package arrived at the trimmers place, he was working off site, and the package went back with the courier! I then got a message saying that it would be delivered tomorrow. Would you believe 4 weeks later, still no one knew where the package was????? I put a few calls through to Glen and he rang the courier company several times trying to find my carpets!! Eventually, they found the package in a warehouse somewhere!! I was getting pretty stressed at the time. Anyway, the new carpet and mats have transformed the interior of the car and I am thrilled with the result. Cheers, Dean





Blampied Run – Carmen

LUNCH AT THE SWISS MOUNTAIN HOTEL

On Sunday 14th November about 20 COM members braved the cold weather and took a drive to Blampied, which is situated about half way between Ballarat and Daylesford.

We were booked at the Swiss Mountain Hotel which is a quaint little country pub on the Midland Hwy. Established in 1865 it is one of the oldest weatherboard hotels in Regional Victoria. The town was named after Louis Blampied who built the hotel. The hotel has a very relaxed atmosphere, it is rustic and has a good country feel. It has indoor and outdoor seating with a car part at the front and back. The interior is a mix of black and white photos which tell a story and colourful plates on the stone wall. They also had a pool table and bar with plenty of space to move, The fire place was a bonus as we sat around drinking, chatting and catching up with other members.





Lunch was delicious and there was a variety of meals to choose from. The chicken parmigiana was excellent and served with chips and salad. I had the fish of the day with chat potatoes and vegetables and the menu catered for everyone's needs. The service could not be faulted and the waiter was always present ready to assist. They also served quite a wide range of beer, wine and spirits.

The afternoon was spent catching up and laughter could be heard as everyone was glad to be out and about after such a long time. There was a funny moment on our arrival as the bar tender asked to see our Covid Certificates and everyone put their phones up at the same time. That set the mood for the afternoon.

Around 3.30pm a group of members decided they wanted to visit the Hot Chocolate Company in Daylesford before they made their long trip home.

So if you are ever out that way, The Swiss Mountain Hotel is well worth the drive and what seemed to be in the middle of nowhere was actually a beautiful spot which can only be described as a mountainous landscape with rolling hills and valleys.

A great day had by all and a big thank you to the event organisers.

Carmen La Bruna





Hi Brendan.

Sadly I will not be renewing my membership. I leave with fond memories of the many years that I spent with the club. It would be remiss of me not to mention the wonderful fellowship in the club and the great trips like Warrnambool, the "Cannon Ball" run from Wangaratta [pushing 'Splatty' in the supermarket trolley down the main street!] the Lead Foot challenges at Winton and Wakefield, my MSCA racing, the Corvette Convention in Melbourne where we had the opportunity to drive the oval track and do drags etc. and many, many more.

However not all car interest is lost, my current project is an old P4 Rover which requires an engine rebuild. Parts are not quite as easy to get as for Corvettes. This is occupying my time during the lockdown and hopefully it will be ready by Christmas. I may even gate crash a run with you guys if I get the chance.

It is good to see the club in good hands and hopefully we can enjoy our cars again soon.

My best wishes for the club.

Regards
Bill Klusco

**Introducing Corvettes Australia's website -
the online home of our incorporated clubs in
each state. Check it out!**



<https://corvettesaustralia.com>



November Club Meeting

C4 Corvette - Nick

As we all know there was no Corvette available in 1983. The release of the fourth Generation Corvette was 1984. The Corvette C4 is an iconic sports car from Chevrolet. The car was designed by Dave McLellan, who had replaced Zora Arkus-Duntov as Chevrolet's chief designer in 1975.

The C4 marked an important new stage in the evolution of the Corvette; it had a different chassis than the C3, and its body panels and bumpers were made of moulded plastics instead of fiberglass. It also had a more streamlined style and it reintroduced the convertible after an 11-year hiatus.

The Corvette C4 was a major step toward the look, feel and drive of modern cars.

Production ran for 12 years (1984-1996). In 1984 sales were a satisfactory 51,547 in 1984, but sales slowly dropped off over the years. The revised body, interior, and introduction of the more powerful LT1 motor in 1991 did little to improve sales. Through the series GM kept making regular improvements. The later models were a very different car than the earlier C4's that were prone to squeaks rattles and harsh suspension, despite all the improvements and updates the last 5 years of production saw sales figure lingering between 23646 and 20479 p.a. GM wanted to pull the pin on the Corvette and relegate it to history. Save for a few engineers who thought different and were passionate about the Corvette. They worked behind senior managements backs and secretly worked away at the next Generation Corvette the C5. The rest is history. A must read book for all corvette enthusiasts is, All Corvettes are Red, by James Scheffer. In Australia many Corvettes were imported between the years of 1984 and 1994 and converted to RHD by professionals for example Corvette Clinic was well know for converting C4's, and some not to professional companies and back yarders. Buying a RHD Corvette can be a bit of a challenge if you do not know what you're looking for. A bad conversion and you have bad car and possibly a lemon, worst still a dangerous one.

The introduction of the RAWS, Registered Auto Workshop Scheme requiring importers to apply for a license to bring in vehicles built after the 1st of January 1989. The import of such vehicles required them to be converted to RHD and engineered to make them comply with ADR's Australian Design Rules. Rules varied for each vehicle based on the year it was manufactured. To my knowledge no one applied for RAWS approval for C4s because the C5 Corvette was available and it made sense to import later models like the C5 corvette and later C6's.

The Federal Government In September revised the rules. With the introduction the SEV's Specialist and Enthusiast Vehicles allowing the importation of Enthusiast Vehicles into Australia providing the car is 25 year old or older. For Corvette enthusiasts' the last 12 months have seen many 1990 to 1996 Corvettes coming to our shores.

Each State and Territory has their own rules, and requirements for Registration and acceptance on the Club Permit Scheme (CPS) varies from State to State.

For Victoria only. The requirements for normal registration is the vehicle needs to be 30 year old, and needs to comply with the same rules as for the Club Permit scheme with the exception that you do not need to belong to a car club.

For the Club permit Scheme (CPS) the vehicle needs to be 25 years old or older. Owners need to Join a Car Club which is a registered Car Club with Vic Roads.

Additionally, the owner needs to obtain a VASS certificate (Vehicle Assessment Signatory Scheme) which is the framework governed by VicRoads to ensure that modified, imported and individually constructed vehicles meet engineering and safety standards for registration.

If we take for example a C4 Corvette manufactured after the 1st of January 1989 you will need the following:

- Rewiring of your taillight with rear amber lights for the turn signals. Depending on year some modifications maybe needed to the front indicators as well.
- The replacement of your headlights are required. These are inexpensive and can be locally sourced, they are better quality than the originals GM installed. Note whilst you are changing your headlights, if they are making a clacking sound when going up or down than now is the time to pull them out and re-

place the clutch pellets. Normally the nylon gears are okay. Word of advice do not buy the brass gear as they are expensive, and a waste of money. More often than not it's the three clutch pellets that turn to dust and cause the issue. These can easily be made on a 3D printer or turned out of a little bit of nylon rod, Save \$125 for two sets.

- **Seat Belts must be replaced as the US belts do not comply. Seat belts are easy to source locally, you can order them in the same colour as per the originals. Seat belts change through the years and you must specify what year your car was built when ordering otherwise you may end up with the wrong ones. Also the seat belt stalks may need to be replaced as well, usually 1995 to 1996 models. If ordering stalks they need the built in switch to turn of the seat belt light. Driver side only.**

- **Side indicator lights are a requirement and these must be be installed to comply with ADR's.**

- **Other requirement is that the parking lights need to be positioned no less than 300 mm from the extreme edge of the vehicle. The rear side markers need to have the bulb removed and the lens blacked out. Do not ask me why.**

- **Other requirement are that the instrumentation lights and the driver information panel lights need to work as per manufacturers specifications, ie, hand brake light, brake warning light, airbag, abs lights, etc,**

The attached photos will give you an idea of the work required for the Vass.

Costs, nothing is cheap these days but a safe rule is allow about \$2,000- \$2500 for engineering and compliance.

Other requirements is a RWC. We all had experience getting those except these days the cost about \$250.

Word of warning. Do not get A VASS Certificate if car need a lot of work for a RWC. Engineer does not check brakes (except Brake hoses). Does not check for oil leaks, tires, and other RW items. If your car is going to be in a workshop for any period of time be ware your VASS Certificate Expires in 28 Days.

Hope that helps anyone wishing to buying a 25 year old Corvette

Any queries please email me at nick.jenny@bigpond.com,

Nicholas Bolis



CLUB MERCHANDISE



1. SCARF \$20

Colour:
Black



2. BEANIE \$12

Available in Red and
Black



3. HAT \$12

Colour: Black



4. Jacket \$65

Colour: Black/Red
Be prepared for unpredictable
weather with BizTech
outerwear.

Inner bonded breathable
membrane keeps wind and
rain out whilst allowing
airflow for superior comfort.

5. Hoodie \$45

Colour:
Gunmetal
Zip up Hoodie
Jumper



6. Polo \$30

Colour: Red/Black/white
Podium Cool fibre is especially designed to
absorb body perspiration into the fabric and
to move the moisture to the surface fabric
where it is evaporated leaving the wearer
fresh and cool.

UPF 25



**7.
Hoodie
\$45**

Colour: Red
Zip up Hoodie
Jumper

**8.Moto
Shirt
\$45**

Colour:
Red/Black



**9.Short
Sleeved
Shirt
\$35**

Colour: Black

**10.Long
Sleeved
Shirt
\$35**



**11.V Neck
Tshirt
\$25**

Colour:
Gunmetal

**To Order Your Club Merchandise
Contact Tania 0402 469 478**

PROFITS FROM MERCHANDISE GO BACK INTO YOUR CLUB!

Neil Armstrong's 68

Displayed at the Smithsonian Air and Space Museum in Washington

Miss
DECEMBER



CUSTOM PLATES



Slimline Plates now available for Club Permit vehicles

Victoria's Club Permit plates are now available for you to purchase in slimline. The new slimline plates can be purchased as either new Club Permit number or replacement plates for existing Club Permit vehicles.

Plate Type	Available At	Price
Slimline plates (new issue Club Permit Number only)	Customer Service Centres	\$185
Pair of slimline replacement plates (existing permit number)	Online only - myVicRoads account	\$185
Single slimline replacement plate	Online Only - myVicRoads account	\$125

Corvette Club of South Australia, Inc



CORVETTES

ROCK THE BAY



Sunday, 13th February 2022
WIGLEY RESERVE, GLENELG, SA

This is one of the biggest “Corvette Only” car shows going, probably second only to the Nationals. They expect 100 Corvettes. We are putting together a group of Vics to travel to Adelaide to take part in the event.

HERE'S THE PLAN

- ☆ Groups depart Melbourne & Geelong, Friday morning, 11 Feb. around 9:30 am
- ☆ Travel to Ararat (2h32m) where we meet up for lunch together about 12:30 pm
- ☆ Continue on to Nhill (1h55m), where we stay Friday night
- ☆ Depart Nhill about 9:30 am and travel to Coonalpyn (2h7m), stop for lunch
- ☆ Drive on to Glenelg (2h3m) and check into Ensenada Inn, Saturday afternoon
- ☆ Free afternoon (we are staying 4 min walk to beach)
- ☆ Evening BBQ for everyone at AJ & Julie's place Saturday night
- ☆ Sunday morning, take our cars up to Wigley Reserve show (5 mins)
- ☆ Sunday spent at Corvettes Rock the Bay, 10 am until 3 pm
- ☆ Aftershow party at the McBride's home (Peter is the show organiser)
- ☆ Head back home on Monday

HOW DO I JOIN IN?

- We are planning to stay at the Ensenada Motor Inn, Glenelg
- Rooms are \$189/night less discount (this is holiday season)
- Call Tony to get your name on a room at the Ensenada - ASAP!
- We will soon book in Nhill for Friday night - we'll let you know

To book, or more information, call Tony Asquith on 0418 311 833



THE CORVETTES OF CANBERRA CLUB
INVITES ALL CORVETTE ENTHUSIASTS TO JOIN US FOR
CORVETTE FANS RENEW IN '22!

AND WELCOME THE NEXT GENERATION CORVETTE C8



CORVETTE NATIONALS 2022

15-18 APRIL 2022

CANBERRA

AUSTRALIAN CAPITAL TERRITORY, AUSTRALIA





ABOUT THE 2022 EVENT

The Corvette Nationals is back in 2022! After two years of postponements we look forward to the celebrations over the 2022 Easter long weekend as we catch-up with Vette enthusiasts from around the country for a long weekend of relaxation and entertainment – and surprises – as we celebrate our favourite sportscar.

It is a time to consider the rich Vette history from the iconic early models through the high performance models to welcoming the mid-engine C8!

We have a full weekend of activities planned! Show ‘n’ Shine, cruise and social events with interesting locations and venues.



The National Museum of Australia is the venue for our Gala Presentation Dinner on the Saturday evening. It is an impressive venue with a great location by Lake Burley Griffin with expansive views of the city.

The Pavilion Hotel is the venue for the Nationals – with a Club Room for Vette mags, videos, conversation and gossip. It is well-located on one of the main access roads in the city and an opportunity to ride the city’s new light-rail into the city centre for its trendy shops and restaurant precincts.



Corvette Nationals 2022

Canberra 15 April – 18 April 2022

Entry Form

ENTRANT DETAILS											
First Name				Surname							
Postal Address						State		Postcode			
Phone				Mobile				Email			
Member of which Club											
Special needs or Dietary Requirements											
Bringing your Vette (Yes/No)				How many				Trailing (Yes/No)			
ADDITIONAL PERSON											
First Name				Surname							
Postal Address						State		Postcode			
Special needs or Dietary Requirements											
Phone				Mobile				Email			
CORVETTE DETAILS (1)											
Type (Coupe, Roadster)				Year		Color					
Registration Number						Is your Vette to be judged (yes/no)					
Category (please tick)		Original (0-3 Modifications)			Personal (4-8 Modifications)			Modified (9 or more Modifications)			
CORVETTE DETAILS (2)											
Type (Coupe, Roadster)				Year		Color					
Registration Number						Is your Vette to be judged (yes/no)					
Category (please tick)		Original (0-3 Modifications)			Personal (4-8 Modifications)			Modified (9 or more Modifications)			
ACTIVITIES & MERCHANDISE											
Sunday Activity		Run to Cooma			Yes/No		How Many?				
Entrant's National Shirt - Tick size (included in entry fee)			Men's	S	M	L	XL	XXL	3XL	4XL	
Additional National Shirt - Tick size and quantities below			Men's	S	M	L	XL	XXL	3XL	4XL	
Entrant's National Shirt - Tick size (included in entry fee)			Ladies	S	M	L	XL	XXL	3XL	4XL	
Additional National Shirt - Tick size and quantities below			Ladies	S	M	L	XL	XXL	3XL	4XL	
ENTRY FEES & CHARGES (Please note: only one entrant bag per entry)											
Please submit Entry Forms by 28 February 2022 – Entrant Bag and National Shirts not guaranteed after this date											
Payment by Direct Deposit BSB: 032-724 ACC No: 285 773 Use Surname and Rego as reference Returns and Enquiries Michelle Fraser - Registrations Secretary 33 rd National Corvette Convention PO Box 6157, Q'byn East, NSW 2620 Email: lyndonandmichelle@hotmail.com Ph: 0412 011 988						Price		Quantity		Total \$	
				Entrant		\$350					
				Additional Person		\$300					
				Extra Nationals Shirt		\$55					
				Extra Port		TBA					
								Total Payment			

Accommodation for Corvette Nationals 2022, Canberra, 15-18 April 2022

Pavilion on Northbourne

242 Northbourne Ave, Dickson, ACT 2602

The hotel for the 2022 Nationals is the [Pavillion on Northbourne](https://www.pavilioncanberra.com.au),
<https://www.pavilioncanberra.com.au> and (02) 6247 6888

For a reservation, call (02) 6247 6888 or 1800 828 000 and quote the reservation code GF3861 for the Corvette Nationals 2022 rate.

- This is for a standard room with a flexible rate for payment on arrival, and can be cancelled beforehand at no charge
- Buffet breakfast is \$20 per person and a 20% discount, which can be booked on arrival

The hotel is well-located – *with a Club Room for Vette mags, videos, conversation and gossip. It is well-located on one of the main access roads in the city and an opportunity to ride the city's new light-rail into the city centre for its trendy shops and restaurant precincts.*

Regards,

Terry Ruse

President

Corvettes of Canberra

terryruse47@gmail.com and 0418 430 484



Build your own C8 - by Mark Andre

STINGRAY CONFIGURATOR:

<https://www.chevrolet.com/performance/corvette/build-and-price/config>

STINGRAY VISUALISER:

<https://visualizer.chevrolet.com/ui/2002corvette/57828e1e>

Z06 VISUALIZER: <https://visualizer.chevrolet.com/ui?carline&modelyear=2023&brand=chevrolet&language=en&country=US&channel=b2c>

To build your C8 with this technique you won't need any mechanical ability or even any tools. But then again, you won't be able to drive it either. GM offers two methods on their Chevy website to build yourself a virtual C8 Corvette so you can price it and see what it looks like.



The first method involves the "Configurator". This build tool concentrates on the full specification of the vehicle being built and the end result provides multiple images of the car, inside and out, as well as the Maximum Suggested Retail Price (MSRP). You work your way through the vehicle specifications while you watch both the price and the images of the vehicle update. You initially specify a coupe or convertible, then select the trim level, the colour, the option packages and so-on.



If you are looking seriously at an Australian buy, it is best to start with the base level Australian spec, which includes a non-premium colour, 2LT Trim Level, Z51 Performance Package, Magnetic Ride Adjustment and Front Lift with memory. In the "Packages" section, load the Z51 Performance Package. Then, in the "Exterior" section add the "Z51 performance suspension with Magnetic Selective Ride Control". Right above that, check the box for "Front lift with memory". All the boxes associated with the 2LT trim level and the Z51 package will already be checked and will mention the option is included in the package. Don't change anything else at this stage, and you should end up with the "Summary" showing a price of \$79,995. This is of course the US price of the car. In Australia, the equivalent price is AU\$144,990, which is GMSV's RRP. On-road costs need to be added to this.



You can now go through all the specifications and add whatever you want. But you can't go back and delete any of the options listed above which comprise the Australian minimum specification. The first tip I must provide you is if you stray from the Mulan Leather to the Napa Leather, the trim level will update to 3LT, with a corresponding large increase in price. Keep an eye on this if you change any interior options.



As an example of a build, I've stuck with Arctic White exterior, but have added the "Full Length Dual Racing Stripe package, Edge Red", and have updated the interior to "Adrenaline Red, Mulan Leather". I've also gone for the "Carbon Flash-painted aluminium wheels with machined edge". As the engine is on display from outside the car, I've chosen to add the "6.2L engine cover in Edge Red" to improve the look.

CHEVROLET

1 CONFIGURATION 2 TRIMS 3 COLORS 4 PACKAGES 5 EXTERIOR 6 INTERIOR 7 ACCESSORIES 8 SUMMARY

2022 CORVETTE STINGRAY RWD Coupe 2LT \$79,995 Net Price

Some features shown may have limited, late or no availability. See dealer for feature availability.

19 matches found near you View Inventory

Send Print

Standard Vehicle Price	\$68,200
Selected Colors	\$0
Selected Packages (1)	\$6,345
Selected Options (9)	\$4,155
Total Vehicle and Options	\$78,700
Destination Freight Charge	\$1,295
Total Vehicle Price	\$79,995
Net Price	\$79,995 [†]

Standard Features View Inventory

Request A Quote

CHEVROLET

1 CONFIGURATION 2 TRIMS 3 COLORS 4 PACKAGES 5 EXTERIOR 6 INTERIOR 7 ACCESSORIES 8 SUMMARY

2022 CORVETTE STINGRAY RWD Coupe 2LT \$83,500 Net Price

Some features shown may have limited, late or no availability. See dealer for feature availability.

19 matches found near you View Inventory

Send Print

Standard Vehicle Price	\$68,200
Selected Colors	\$995
Selected Packages (1)	\$6,345
Selected Options (11)	\$6,665
Total Vehicle and Options	\$82,205
Destination Freight Charge	\$1,295
Total Vehicle Price	\$83,500
Net Price	\$83,500 [†]

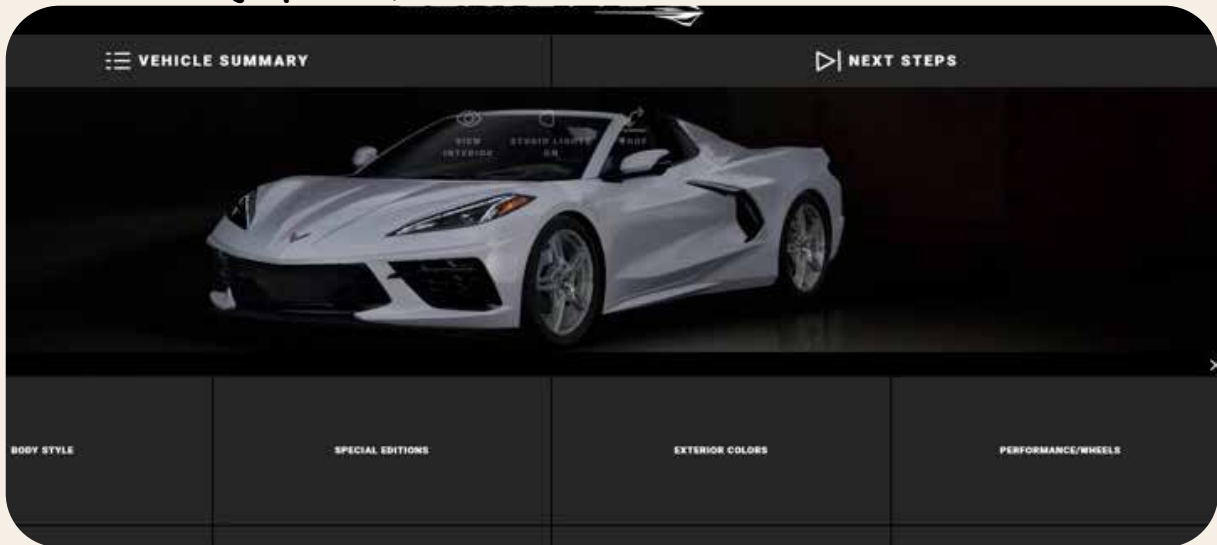
Standard Features View Inventory

As much as I wanted to stop spending, I couldn't help but add the "Bright Red-painted brake calipers" and then in the Interior section, the "Torch Red seat belt colour". Then, it's time to take a look at the images of the car. Note there are 6 different exterior views and 4 interior views. You also have the choice of viewing the car with the roof either Up or Down. I was happy with the look but noted the vehicle price had risen to US\$83,500.

This means I added a total of US\$3,505 in options to the base Australian spec. I won't go into the justification of the math, but if you were able to specify this car in Australia, those options SHOULD cost about double the US price. This would make the options worth some

AU\$7010, bringing the total Australian price to about AU\$152,000. Then finally, you can add costs of about AU\$15,000 to get it on the road here in Victoria.

The second way to build your own C8 is with the “Visualiser”. In fact, there are two Visualisers: One for the 2022 Stingray model, the other for the 2023 Z06 model. We’ll stick with the



2022 Stingray and build something different to the white coupe above.

This time we simply go into the different sections and specify what we want. There are some interactive tips on the website on how to use it, so it shouldn't be too difficult. Start by picking the Body Style. I've gone for the convertible this time. Forget the Special Editions as we can't get them here, although there's nothing to stop you building one of these if you want.

Work your way through the different sections: Exterior Colours, Performance Wheels, etc. This is much quicker than the Configurator as we are only choosing visual items. I've chosen



Hypersonic Grey paint, Carbon Flash Open Spoke Wheels, Red Calipers, Black Ground Effects (which also gives me the high wing spoiler), 2LT Trim, Adrenaline Red Interior and Red Seat Belts.

I can now view both the Exterior and Interior and I'm able to rotate and tilt the car to look at it from all angles, both exterior and interior. I can also turn the Studio Lights ON/OFF for a more dramatic look. This time there is no pricing. Click on "Next Steps" and you can download your chosen view of the vehicle or share it with friends.

The Visualiser becomes quite addictive, letting you try all sorts of combinations. It's worth trying the Z06 Visualiser as well, since it offers you a range of extra options available with the model year 2023 Z06.

It's all up to you now. Build your C8



ARE YOU GETTING THE MESSAGE

CoM Chat
(Financial Members Only Private Facebook Forum)

CoM Public Facebook Page

Corvette Gazette Newsletter

Events Notification Emails

General Announcement Emails

SMS Event Updates

If the answer is NO, and you'd like it to be YES... Or if you think you have already applied, but you're not getting updates...

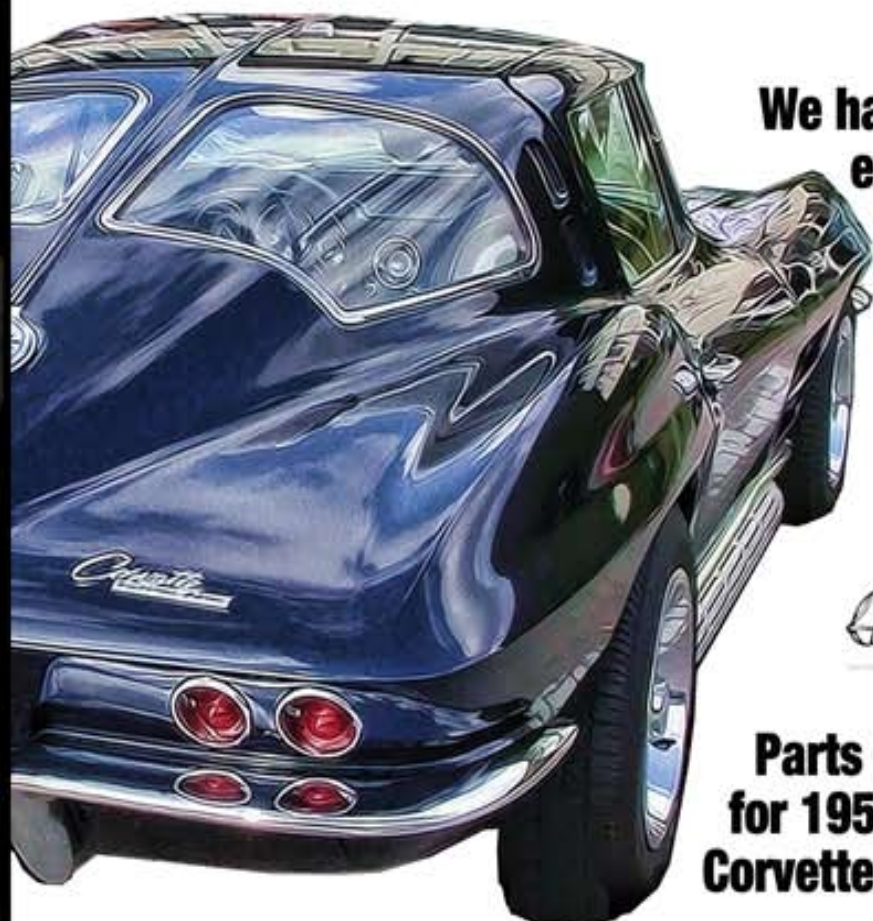
Drop an email to webmaster@corvettesofmelbourne.com

KEEN PARTS

Request your Catalog today
www.keenparts.com or Skype us at Keenparts



Each catalog has hundreds of diagrams and photos to help you find your part fast.



We have an extensive inventory of original and reproduction parts



Parts and Accessories for 1953 - present Corvettes

Keenparts.com
Skype us at keenparts



6048 State Route 128 • Cleves • OH • 45002
info@keenparts.com

Classifieds



For Sale 1995 Corvette Convertible.

5.7 V8 auto with all the usual goodies. All black with chrome wheel makes this car a stunner.

Engineered and on the CPS. Sold with RWC. Owner replaced roof a few years ago. Looks new. Interior spotless.

Car will not disappoint. \$36,950.00 or VNO.

Contact. Nick on 0417500198 ,




Custom slimline plates perfect for your ragtop C3. Unused \$1000 neg. Contact Phil on 0448 466 508



Please note that all classifieds are in Australian Dollars (AUD) unless specified otherwise. All advertising material is accepted on the understanding that it does not contravene the Trade Practices Act. No responsibility is accepted by Corvettes of Melbourne Inc. for statements made or the failure of any product or service to give satisfaction. Inclusion of an advertisement shall not be construed as an endorsement by Corvettes of Melbourne Inc.

PROUD
SILVER SPONSOR
OF THE



Contact us to get your
FREE catalog or simply
log on now to shop for
the latest and greatest
in Corvette Parts &
Accessories for every
model year.



269-426-8833 | 269-426-3342 | SAWYER, MICHIGAN



NEW C7

Right Hand Drive!

CORVETTE



See our website for all our new Corvette & Camaro images & info



Corvette C7 Right Hand Drive



Corvette C7



Camaro SS

WE'VE DONE IT!

Corvette C7 Right Hand Drive Conversion

RIGHT HAND DRIVE C7 CORVETTE NOW APPROVED AND AVAILABLE!

We are the first (and currently only) place you can get the new right hand drive C7 Corvette, approved for registration in all Australian states. *Call now to secure your new Stingray or Z06!*

We have been converting Corvettes to right hand drive and Australian compliance for 35 years. So, if you want a Corvette or Camaro in Australia, there is only one place to go - Corvette Clinic.

ALL NEW CORVETTE & CAMARO MODELS AVAILABLE NOW



Camaro ZL1

CALL NOW TO ORDER!



24 Clements Ave, Bundoora VIC 3083. Tel (03) 9467 7371
www.corvetteclinic.com.au